

# Let's colour in Ocean Adventurers

Have fun colouring in this ocean scene



# Let's go to the reef Ocean Adventurers

## What to do:

Help us on our ocean cleanup!  
Follow the lines to separate out the rubbish  
to be recycled. Can you find the one item that  
cannot be recycled at home?






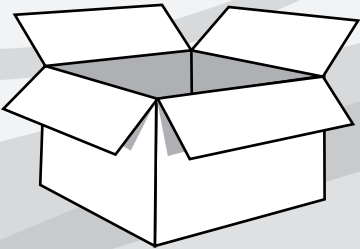
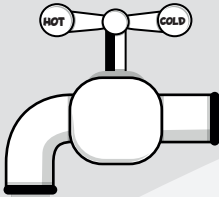
# Reduce, reuse and recycle!

# Ocean Adventurers



What to do:  
Circle the best way to help the environment for each item.  
Why not colour in too?



|   |  |
|---|--|
|    | <p><b>Reduce</b>      <b>Reuse</b>      <b>Recycle</b></p> |
|   | <p><b>Reduce</b>      <b>Reuse</b>      <b>Recycle</b></p> |
|  | <p><b>Reduce</b>      <b>Reuse</b>      <b>Recycle</b></p> |
|  | <p><b>Reduce</b>      <b>Reuse</b>      <b>Recycle</b></p> |
|  | <p><b>Reduce</b>      <b>Reuse</b>      <b>Recycle</b></p> |



# Dina's green tips for at home!



# Ocean Adventurers



## What to do:

Read through my 6 tips to being green at home and see if you can put them into practice. This will help protect the environment! Why not colour in too?

### 1. Use reusable bags instead of plastic bags

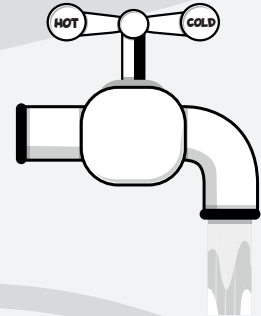


### 2. Turn off the lights and electronics when you're finished using them




### 3. Use less water!

- Have a shower instead of a bath
- Turn off the tap when brushing your teeth




### 4. Drink tap water instead of bottled water



### 5. When you can, walk or ride your bike instead of riding in a car

### 6. Recycle when and where possible

Recycle cans, bottles, paper, books and even toys. But see if you can use some of these items before recycling!



[oceanadventurers.com](http://oceanadventurers.com)